



### Features:

- No UV light radiation.
- Provide 120° beam angles.
- Bending diameter:  $\geq \varnothing 100\text{mm}$
- Easy installation.
- Very low power consumption: Less than 11.5W/m.
- High CRI: Ra90
- Long lifetime: 25,000 hours ( $L_{70}$ ).
- Operating temperature:  $-20^{\circ}\text{C} \sim +50^{\circ}\text{C}$ .
- 24V DC input.
- LED type: 2835 LED, 126 Pcs/m.
- Protection: IP67.

### Benefits:

- Energy cost savings:  
Over 60% compared to incandescent
- Solid-state:  
High-shock & high-vibration resistant,  
both electrical and mechanical
- Eco-Friendly:  
No mercury, no lead content
- No hazardous emissions:  
No UV or IR radiation
- Constant light output:  
Even lighting, Non-halation

### Application:

- Entertainment lighting
- City beautification
- Bar lighting
- Other lighting

Product Specifications:

Input Voltage	24V DC
Power (Wattage)	11.5W/m
Operating Frequency	---
Operating Temperature	-20°C ~ +50°C
Storage Temperature	-30°C ~ +60°C
Light Profile	Domed Surface
FPC Light Direction	Vertical
Continuous Length (Single End Feeding)	5m
Continuous Length (Double End Feeding)	10m
Dimension (mm)	5×11
Min Cutting Unit	7 LEDs/55.5mm
Certification	CE and RoHS

Product Selection Guide:

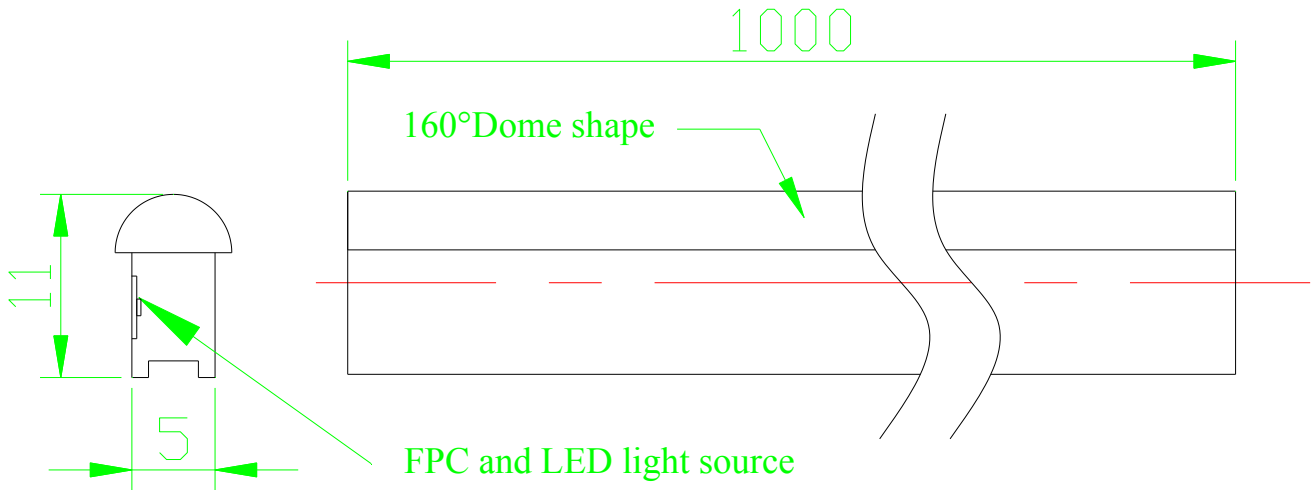
Product	Beam Angle	Total Lumens	CCT/Wavelength	Color	CRI
LN-60C126SH-0511	120°	480-530 lm/m	5800-6200K	White	Ra90

## LN-60C126SH-0511

① ② ③ ④ ⑤ ⑥ ⑦

- ① LN: Bendable neon LED strips.
- ② 60: CCT (Correlated color temperature).
- ③ C: Round top (160° dome shape.).
- ④ 126: 126 pcs of LED.
- ⑤ S: DC 24V.
- ⑥ H: Horizontal side bending only.
- ⑦ 0511: W\*H: 5\*11 mm (Cross sectional dimensions).

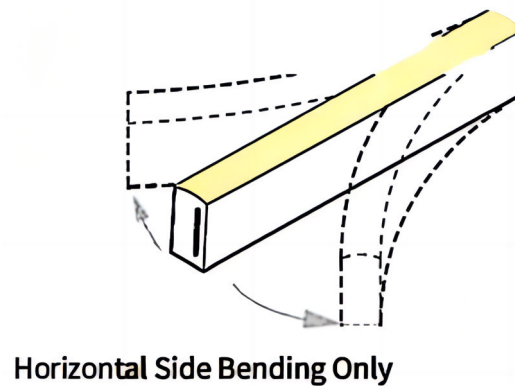
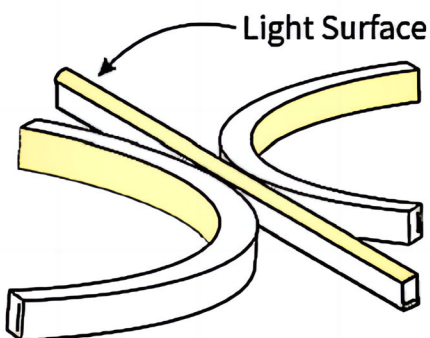
Product Dimensions:



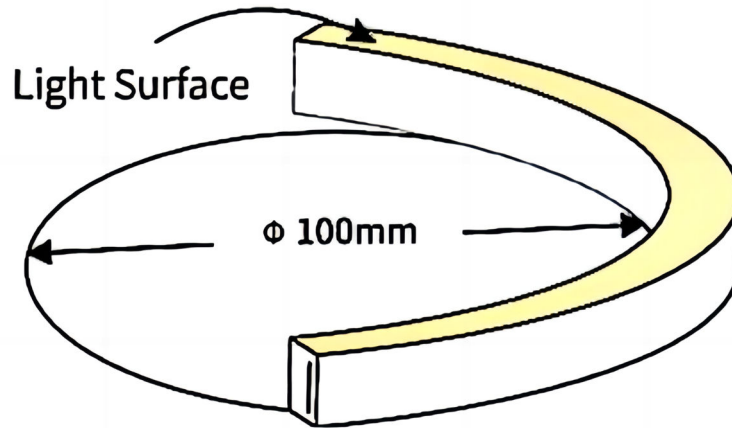
Notes:

1. All dimensions unit in millimeters.
2. Tolerances are  $\pm 1$  mm unless otherwise noted.

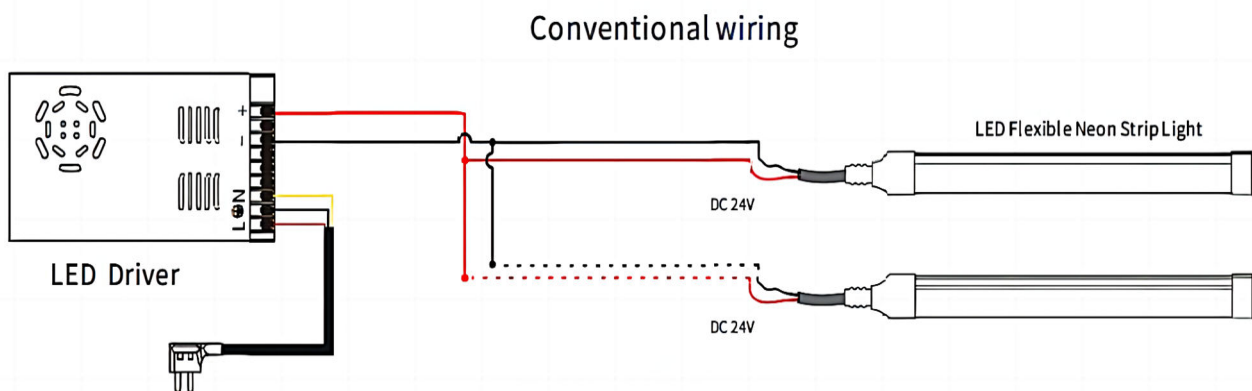
Bending Direction:



Minimum Bending Diameter



LED Strip Light Loading Chart



Installation Instructions and Warnings:

- Turn off power before inspection, installation, or removal.
- Do not use in totally enclosed fixtures.
- Please make sure to use a suitable adapter. Please mind the minimum load of your adapter.